

# 2013 ACCF/AHA/SCAI Statement

**Minimum requirement of procedure volume**

**Average of 50 cases for 2 years**

# Circulation

JOURNAL OF THE AMERICAN HEART ASSOCIATION



## **Impact of Annual Operator and Institutional Volume on Percutaneous Coronary Intervention Outcomes: A 5-Year United States Experience (2005 - 2009)**

Apurva O. Badheka, Nileshkumar J. Patel, Peeyush Grover, Vikas Singh, Nilay Patel, Shilpkumar Arora, Ankit Chothani, Kathan Mehta, Abhishek Deshmukh, Ghanshyambhai T. Savani, Achint Patel, Sidakpal S. Panaich, Neeraj Shah, Ankit Rathod, Michael Brown, Tamam Mohamad, Frank V. Tamburrino, Saibal Kar, Raj R. Makkar, William W. O'Neill, Eduardo De Marchena, Theodore Schreiber, Cindy L. Grines, Charanjit S. Rihal and Mauricio G. Cohen

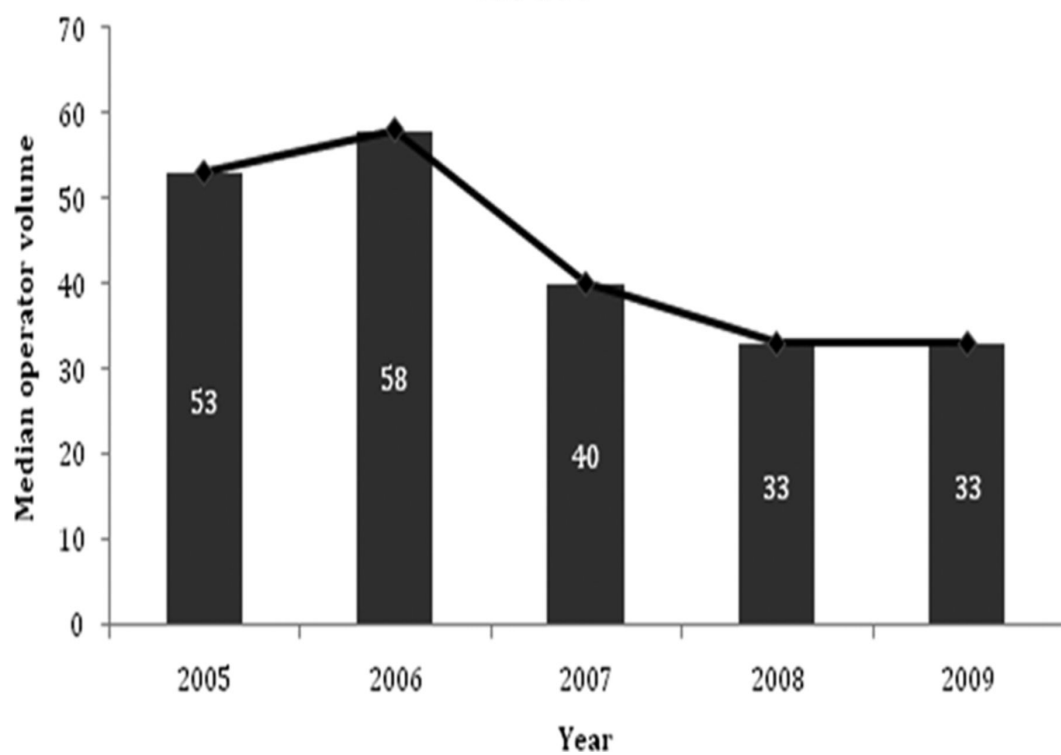
*Circulation*. published online September 4, 2014;

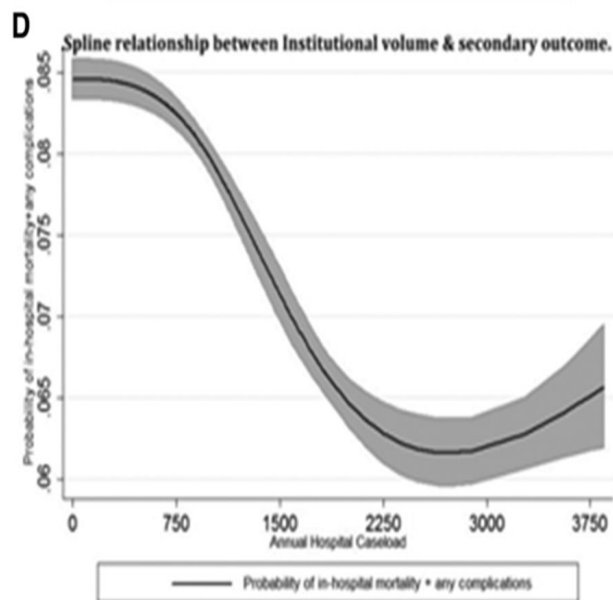
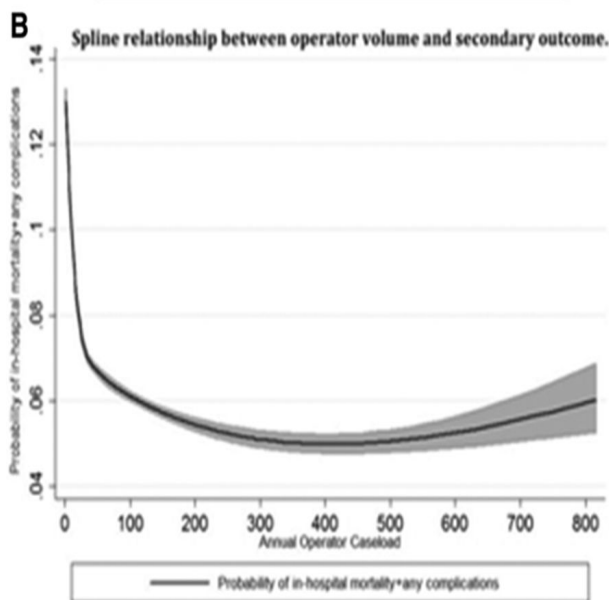
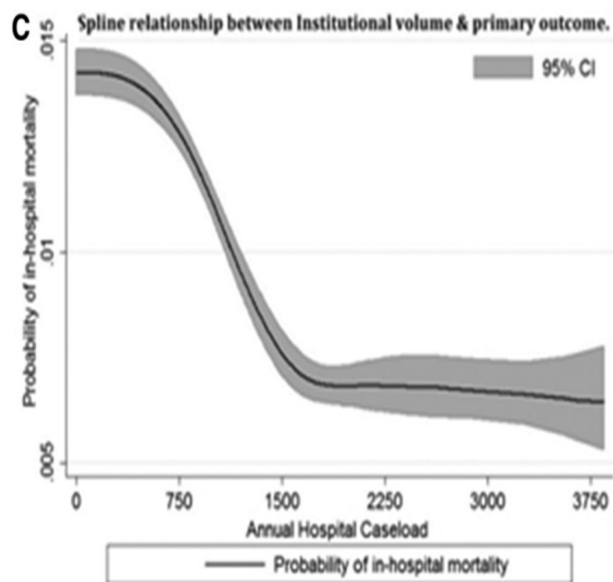
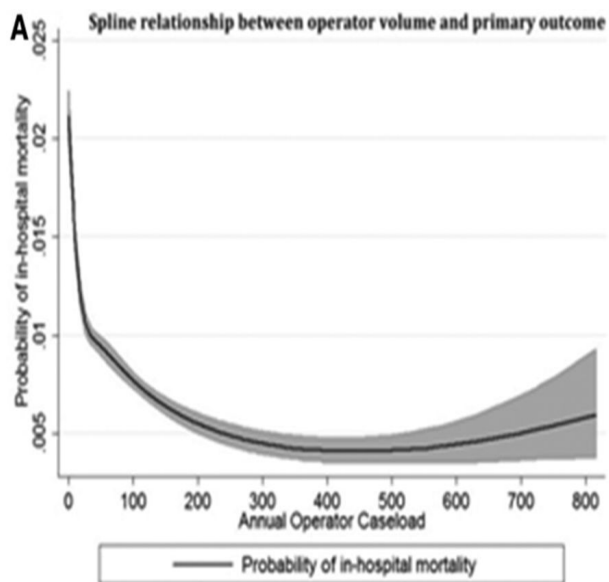
*Circulation* is published by the American Heart Association, 7272 Greenville Avenue, Dallas, TX 75231

Copyright © 2014 American Heart Association, Inc. All rights reserved.

Print ISSN: 0009-7322. Online ISSN: 1524-4539

### Median operator volume from 2005 to 2009.

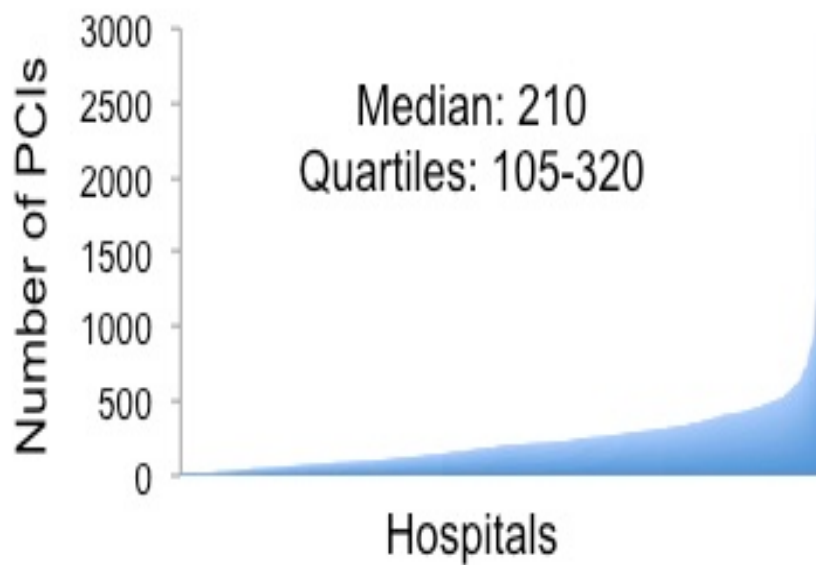




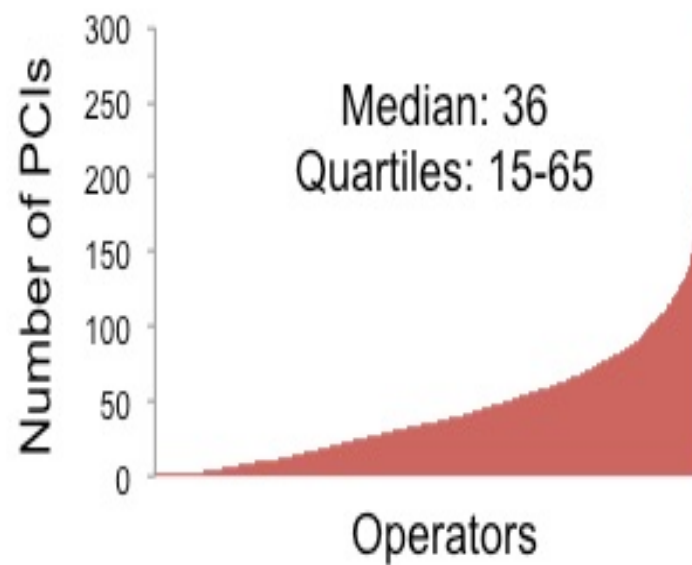
# J-PCIデータ

January to December 2014 (N=217,211)

(a) Institutional Volume



(b) Operator Volume



# Adjusted odds ratios for primary (in-hospital mortality) and secondary (composite of in-hospital mortality and peri-procedural complications)

